

PARTS LIST						
ITEM	QTY	PART NO.	PART DESCRIPTION	LENGTH	UNIT WT.	NET WT.
1	3	X-CSRT-PAD2	CSRT FOOTPAD WELDMENT		32.80	98.41
2	4	X-CSRT-TW	3-1/2" T-WELDMENT		4.93	19.71
3	12	X-CSRT-GP30	3" GUSSET PLATE	12 in	4.04	48.52
4	2	X-CSRT-GP30D	3" DOUBLE GUSSET PLATE	24 in	4.88	9.76
5	2	X-CSRT-3096FW	CSRT FLANGE PIPE WELDMENT 2-7/8" x 96"		54.41	108.83
6	4	X-CSRT-3048FW	CSRT FLANGE PIPE WELDMENT 2-7/8" x 48"		28.34	113.38
8	3	X-CSRT-P3096	2-7/8" DIA. PIPE X 96" LONG	96 in	49.12	147.35
9	2	X-CSRT-P3072	2-7/8" DIA. PIPE X 72" LONG	72 in	36.81	73.61
11	8	X-UB1300	1/2" X 3" X 5" X 2" U-BOLT (HDG.)		0.70	5.57
12	12	SWA585	5/8" X 5" STAINLESS WEDGE ANCHOR		0.64	7.64
13	52	G1205	1/2" x 5" HDG HEX BOLT GR5 FULL THREAD	5 in	0.33	16.94
14	8	G1202	1/2" x 2" HDG HEX BOLT GR5	2 in	0.18	1.41
15	76	G12LW	1/2" HDG LOCKWASHER	1/8 in	0.01	1.06
16	128	G12FW	1/2" HDG USS FLATWASHER	3/32 in	0.03	4.36
17	76	G12NUT	1/2" HDG HEAVY 2H HEX NUT		0.07	5.44
18	3	PC278	3-1/2" FENCE POST CAP		0.46	1.38
					TOTAL WT. #	662.00

TOLERANCE NOTES

TOLERANCES ON DIMENSIONS, UNLESS OTHERWISE NOTED ARE:  
SAWED, SHEARED AND GAS CUT EDGES (± 0.030")  
DRILLED AND GAS CUT HOLES (± 0.030") - NO CONING OF HOLES  
LASER CUT EDGES AND HOLES (± 0.010") - NO CONING OF HOLES  
BENDS ARE ± 1/2 DEGREE  
ALL OTHER MACHINING (± 0.030")  
ALL OTHER ASSEMBLY (± 0.060")

PROPRIETARY NOTE:  
THE DATA AND TECHNIQUES CONTAINED IN THIS DRAWING ARE PROPRIETARY INFORMATION OF VALMONT INDUSTRIES AND CONSIDERED A TRADE SECRET. ANY USE OR DISCLOSURE WITHOUT THE CONSENT OF VALMONT INDUSTRIES IS STRICTLY PROHIBITED.

DESCRIPTION  
CONSTRUCTOR-SET ROOF TOP -  
3 PENETRATING LEGS, 8' 6" FACE, 3 MASTS

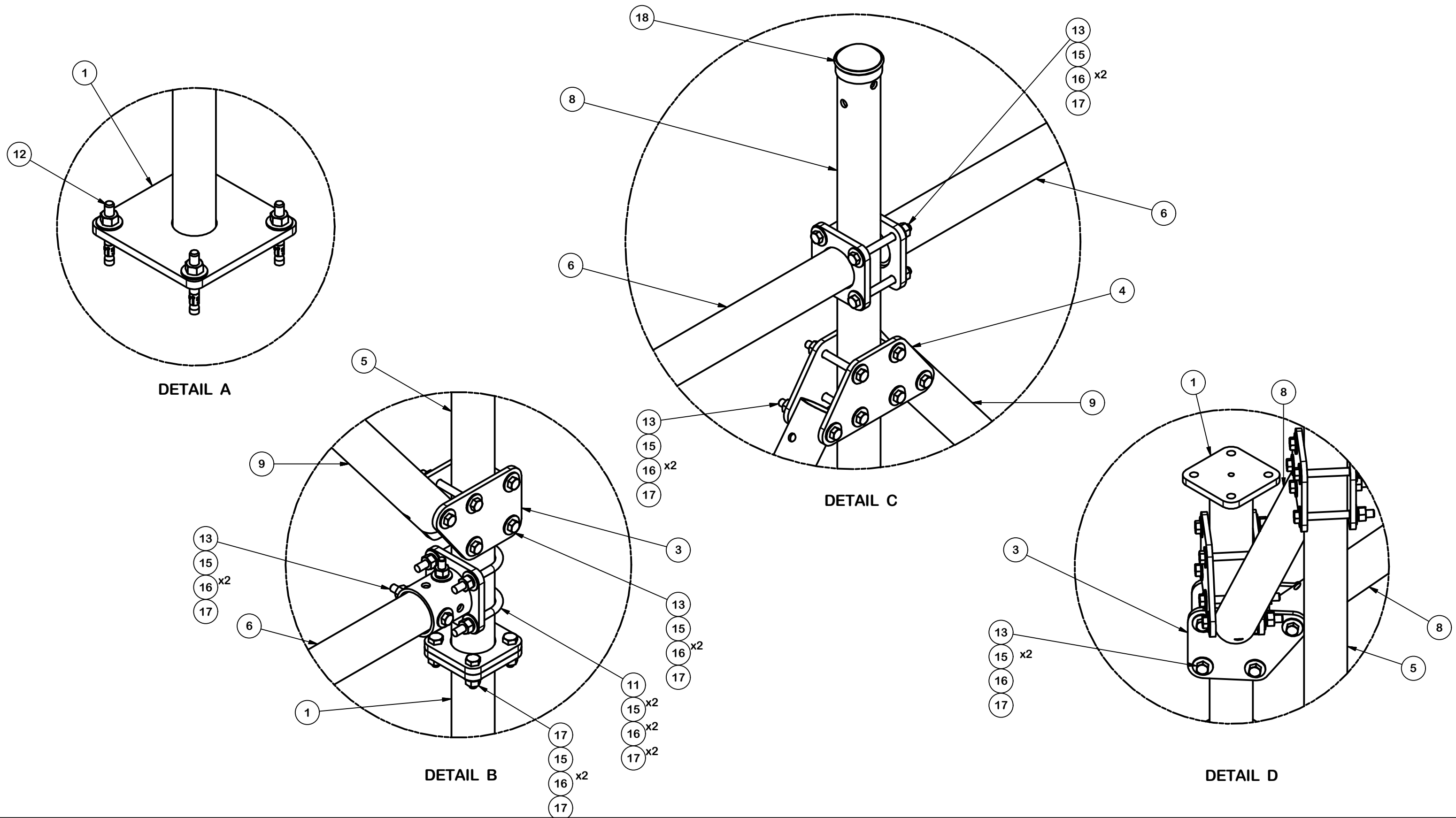
CPD NO.		DRAWN BY JFS 9/2/2021		ENG. APPROVAL	
CLASS 87	SUB 02	DRAWING USAGE CUSTOMER		CHECKED BY	



Engineering  
Support Team:  
1-888-753-7446

Locations:  
New York, NY  
Atlanta, GA  
Los Angeles, CA  
Plymouth, IN  
Salem, OR  
Dallas, TX

PART NO.	CSRT-3P3-1085
DWG. NO.	CSRT-3P3-1085



#### TOLERANCE NOTES

TOLERANCES ON DIMENSIONS, UNLESS OTHERWISE NOTED ARE:  
 SAWED, SHEARED AND GAS CUT EDGES ( $\pm 0.030"$ )  
 DRILLED AND GAS CUT HOLES ( $\pm 0.030"$ ) - NO CONING OF HOLES  
 LASER CUT EDGES AND HOLES ( $\pm 0.010"$ ) - NO CONING OF HOLES  
 BENDS ARE  $\pm 1/2$  DEGREE  
 ALL OTHER MACHINING ( $\pm 0.030"$ )  
 ALL OTHER ASSEMBLY ( $\pm 0.060"$ )

PROPRIETARY NOTE:  
 THE DATA AND TECHNIQUES CONTAINED IN THIS DRAWING ARE PROPRIETARY INFORMATION OF VALMONT INDUSTRIES AND CONSIDERED A TRADE SECRET. ANY USE OR DISCLOSURE WITHOUT THE CONSENT OF VALMONT INDUSTRIES IS STRICTLY PROHIBITED.

#### DESCRIPTION

CONSTRUCTOR-SET ROOF TOP -  
 3 PENETRATING LEGS, 8' 6" FACE, 3 MASTS

CPD NO.

DRAWN BY

JFS 9/2/2021

ENG. APPROVAL

CLASS

87

SUB

02

DRAWING USAGE

CUSTOMER

CHECKED BY

PART NO.

CSRT-3P3-1085

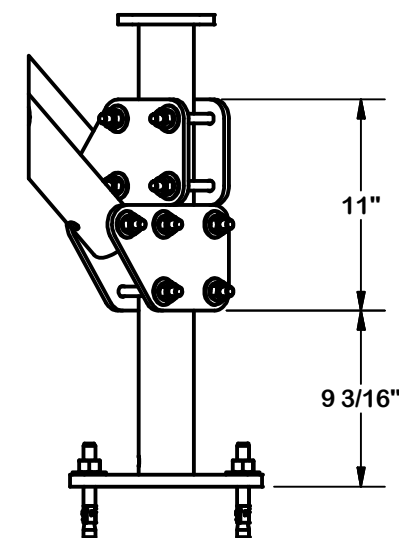
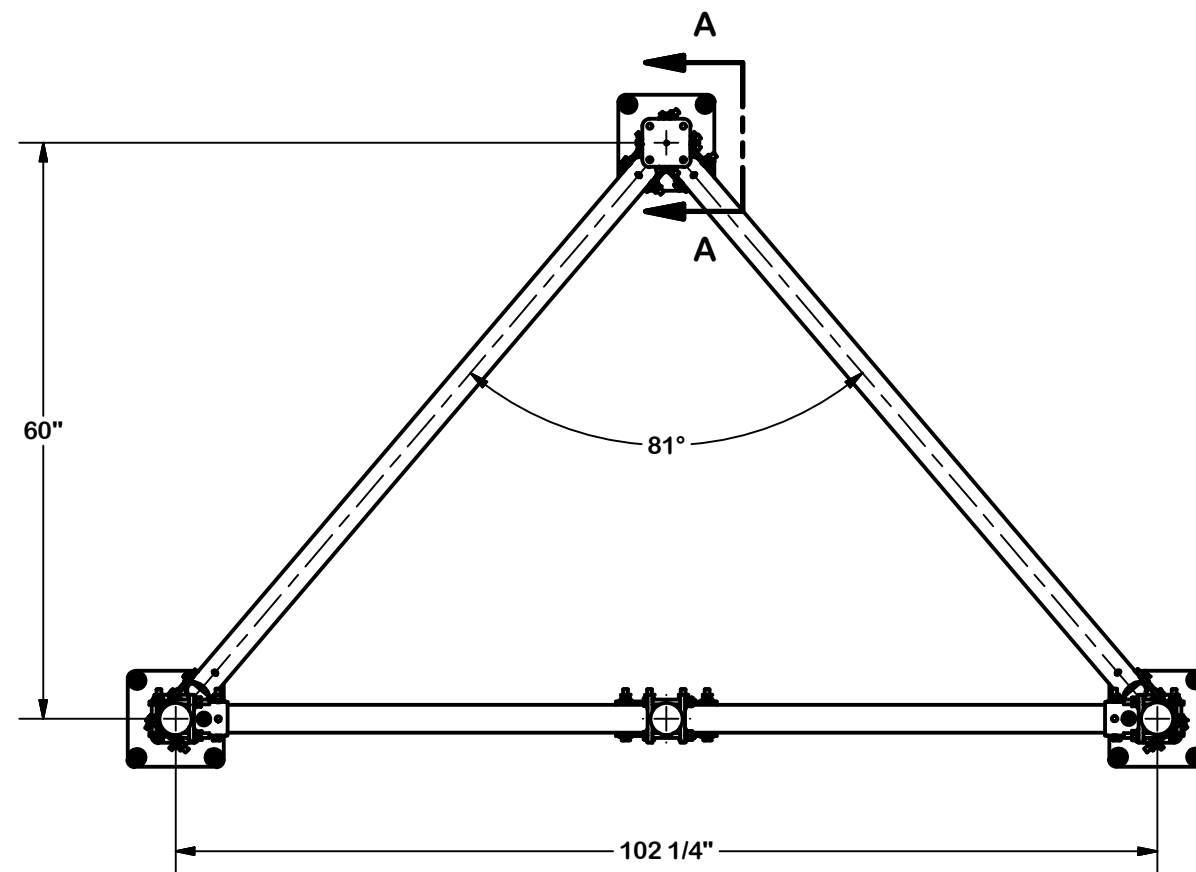
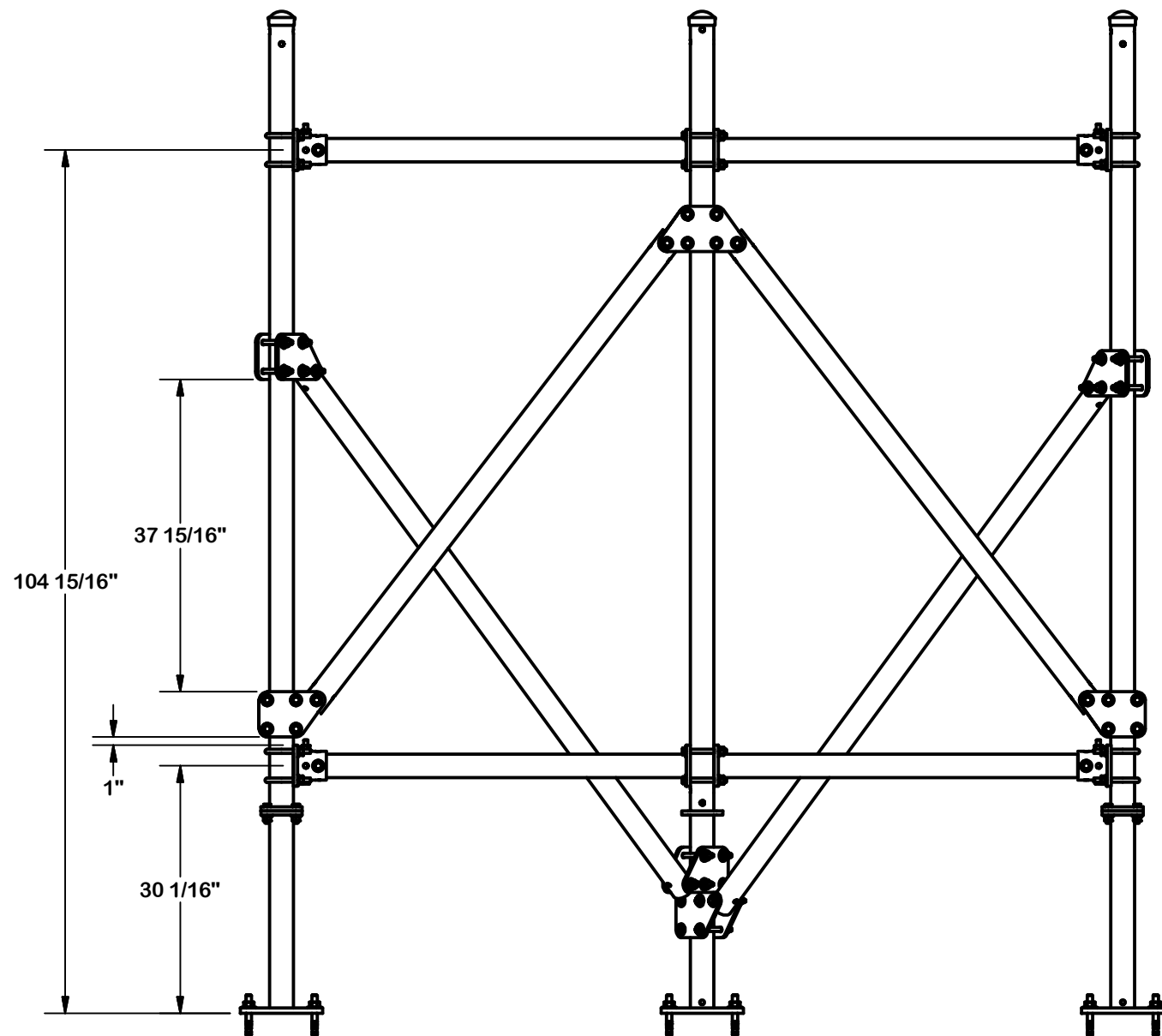
DWG. NO.

CSRT-3P3-1085



Engineering  
 Support Team:  
 1-888-753-7446

Locations:  
 New York, NY  
 Atlanta, GA  
 Los Angeles, CA  
 Plymouth, IN  
 Salem, OR  
 Dallas, TX



SECTION A-A

### TOLERANCE NOTES

TOLERANCES ON DIMENSIONS, UNLESS OTHERWISE NOTED ARE:  
 SAWED, SHEARED AND GAS CUT EDGES ( $\pm 0.030"$ )  
 DRILLED AND GAS CUT HOLES ( $\pm 0.030"$ ) - NO CONING OF HOLES  
 LASER CUT EDGES AND HOLES ( $\pm 0.010"$ ) - NO CONING OF HOLES  
 BENDS ARE  $\pm 1/2$  DEGREE  
 ALL OTHER MACHINING ( $\pm 0.030"$ )  
 ALL OTHER ASSEMBLY ( $\pm 0.060"$ )

PROPRIETARY NOTE:  
 THE DATA AND TECHNIQUES CONTAINED IN THIS DRAWING ARE PROPRIETARY INFORMATION OF VALMONT INDUSTRIES AND CONSIDERED A TRADE SECRET. ANY USE OR DISCLOSURE WITHOUT THE CONSENT OF VALMONT INDUSTRIES IS STRICTLY PROHIBITED.

### DESCRIPTION

CONSTRUCTOR-SET ROOF TOP -  
 3 PENETRATING LEGS, 8' 6" FACE, 3 MASTS

CPD NO.

DRAWN BY

JFS 9/2/2021

ENG. APPROVAL

CLASS

87

SUB

02

DRAWING USAGE

CUSTOMER

CHECKED BY

PART NO.

CSRT-3P3-1085

DWG. NO.

CSRT-3P3-1085



A valmont COMPANY

Engineering  
 Support Team:  
 1-888-753-7446

Locations:  
 New York, NY  
 Atlanta, GA  
 Los Angeles, CA  
 Plymouth, IN  
 Salem, OR  
 Dallas, TX